



ASHER Rare Books
Since 1830

Natural history III

ANTIQUARIAT
FORUM



Natural history III

E-CATALOGUE

Jointly offered for sale by:

ANTIQUARIAAT
FORUM



ASHER Rare Books
Since 1830

Extensive descriptions and images available on request

All offers are without engagement and subject to prior sale.

All items in this list are complete and in good condition unless stated otherwise.

Any item not agreeing with the description may be returned within one week after receipt.

Prices are EURO (€). Postage and insurance are not included. VAT is charged at the standard rate to all EU customers. EU customers: please quote your VAT number when placing orders. Preferred mode of payment: in advance, wire transfer or bankcheck. Arrangements can be made for MasterCard and VisaCard.

Ownership of goods does not pass to the purchaser until the price has been paid in full.

General conditions of sale are those laid down in the ILAB Code of Usages and Customs, which can be viewed at: <<http://www.ilab.org/eng/ilab/code.html>>

New customers are requested to provide references when ordering.

Orders can be sent to either firm.

Antiquariaat FORUM BV

Tuurdijk 16
3997 MS 't Goy – Houten
The Netherlands

Phone: +31 (0)30 6011955

Fax: +31 (0)30 6011813

E-mail: info@forumrarebooks.com

Web: www.forumrarebooks.com
www.forumislamicworld.com



ASHER Rare Books

Tuurdijk 16
3997 MS 't Goy – Houten
The Netherlands

Phone: +31 (0)30 6011955

Fax: +31 (0)30 6011813

E-mail: info@asherbooks.com

Web: www.asherbooks.com



TYRANNUS NIVEIGULARIS

Handwritten notes in blue ink on the right edge of the page, including fragments like 'nana', 'ra', 'y', 'oxydis', 'linis', 'zau', 'da', 'Flo', 'metto', 'ia', 'zadee', 'roue', 'sae', 'hones', and 'uga'.

Offprints on American ornithology, with 22 plates

I. [BIRDS—AMERICA]. [A collection of 24 offprints of ornithological articles covering Birds of North and South America].

Washington D.C., Ann Arbor, Michigan, Ottawa, Ontario; Paris; etc., 1880–1924. 8°. With 22 plates (including 2 hand-coloured lithographs, 2 colour half-tones, 1 map printed in colour and 16 black & white half-tones) and 26 illustrations in the text. Contemporary dark green half sheepskin.

€ 775

An extensive collection of offprints of articles about (North and South) American birds, from a wide variety of (mostly United States) journals from the late 19th and early 20th centuries. Many include title-pages and most include wrappers with the title on the front. In one case, the author added illustrations that had been (to his annoyance) omitted from the article as published in the journal. Several of the journals are now very hard to come by. There is a manuscript contents list at the end.

In very good condition, from the collection of René Ronsil, author of the standard bibliography of French ornithology *Bibliographie ornithologique Française* (1948). Edges of a few offprints slightly tattered and the extremities of the spine a bit scuffed. A collection of offprints on American ornithology that would now be almost impossible to assemble.

A very rare poem on shells and their moral properties

2. [BORSSELEN, Philibert van]. *Strande, oft ghedichte van de schelpen, kinckhornen, ende andere wonderlicke zee-schepselen, tot lof van den schepper aller dinghen.*

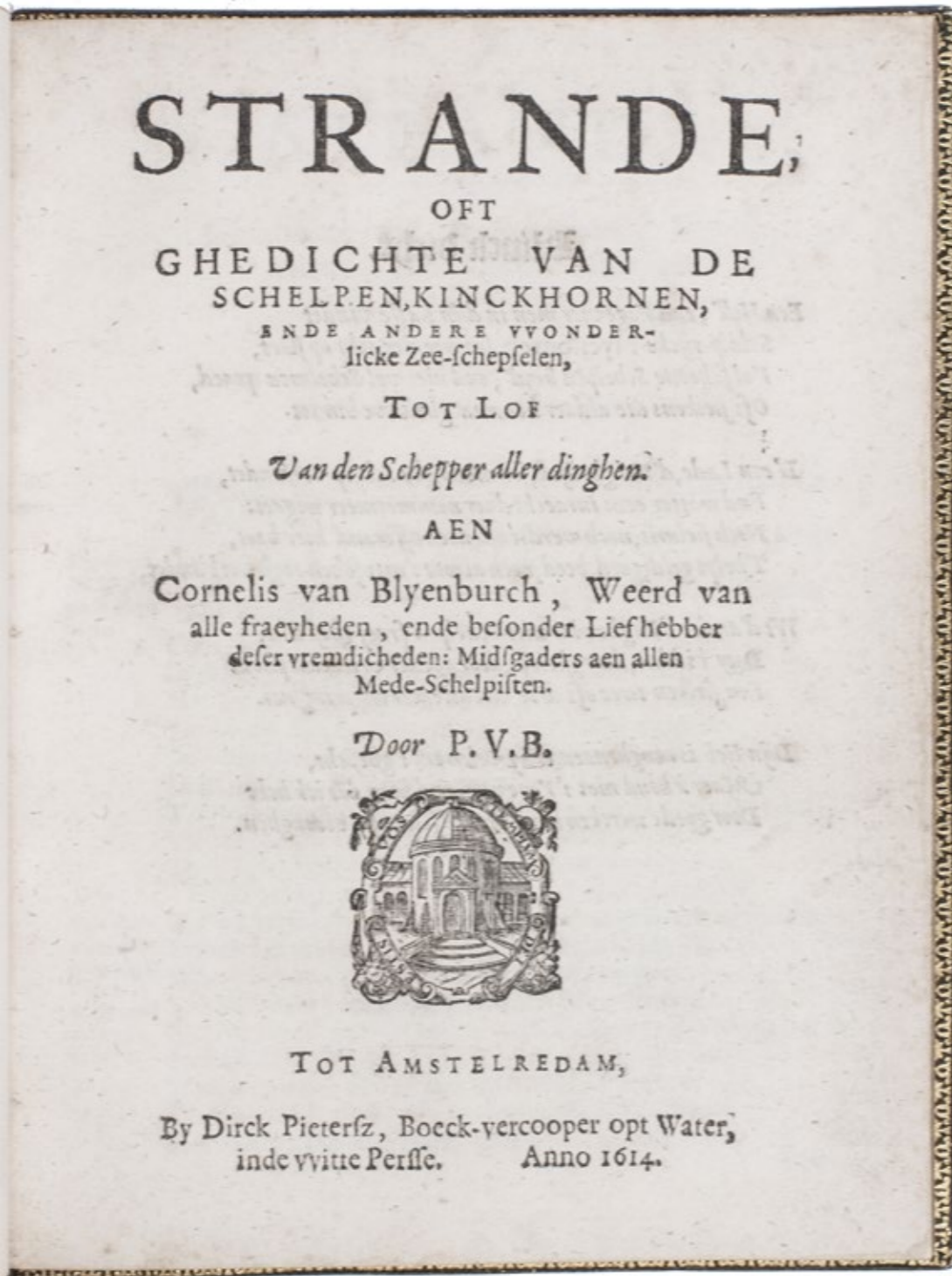
Amsterdam, Dirck Pietersz. Pers, 1614. 4°. With woodcut device on title-page with the motto "Templum Dei estis vos". Gold-tooled brown/green (goatskin) morocco (1914), gold-tooled spine, triple gold fillets on boards and double on board edges, richly gold-tooled turn-ins, gilt edges; bound by the leading Brussels bookbinder Charles de Samblanx. € 3950

Very rare second edition of a pioneering Dutch renaissance poem on shells, comparable to Huygens's much later and much better known *Hofwijck* (1653). "If we compare both poets, Huygens has more to say and has a lot more twists than the repetitive Philibert, but the latter is nevertheless more poetic. Van Borssele sees with a painter's eye, speaks more beauty, is more courageous and less forced in his images and epithets, and gives more warmth to his verse" (Knuttel). Van Borssele based his poems on the collection of shells of his brother-in-law, Cornelis Van Blijenburgh (1545–1618), but it's much more than just a dry enumeration and description. The poem was probably written before 1600 and first published in 1611. Both editions are equally rare.

The work is charmingly bound by the leading Brussels bookbinder Charles de Samblanx (1855–1943). "Son œuvre, extrêmement abondant et varié, offrait dans tous les genres des spécimens remarquables. Il avait contribué, pour une large part, à maintenir dans notre pays l'art de la reliure au niveau élevé où l'avaient porté nos bons relieurs des périodes romantique et Second Empire" (Dubois d'Enghien).

With a library stamp. The bookblock is trimmed closely to the letterpress marginal notes, a few times touching a few letters, some minor foxing along the extremities and a restored tear in the last leaf, otherwise in good condition. The binding fine, with only the corners of the boards slightly rubbed.

Knuttel, "Een vergeten dichter" in: De gids XCI (1927), pp. 292–299; STCN (5 copies); for the binder: H. Dubois d'Enghien, La reliure en Belgique au 19e siècle, pp. 147–152.



Fossils from the Brussels region, with 32 coloured plates

4. **BURTIN, François-Xavier.** *Oryctographie de Bruxelles ou description des fossiles tant naturels qu'accidentels découverts jusqu'à ce jour dans les environs de cette ville.* [Brussels], Le Maire, 1784. 2^o (46 × 28 cm). With engraved title-page by Pris after M.J. Speeckaert, and 32 engraved plates printed in brown and coloured by a contemporary hand. 19th-century half sheepskin (roan). € 6000

First and only edition of this careful study on fossils discovered in the region of Brussels by François-Xavier de Burtin (1743–1818). “Apparently, the first extensive book treating Belgium fossils and minerals” (Schuh). Burtin accurately describes fossil fishes, tortoises, echinoderms, worms, etc. and gives an analysis of the geological composition of the soils around Brussels. These descriptions are accompanied by fine illustrations, engraved in brown and coloured by hand, by A. Pris, J.A. Balconi, etc., after M. J. Speeckaert, Daveaux, etc.

The author studied medicine and natural sciences. He was doctor to Prince Charles de Lorraine, and was later appointed to the ruling council of the Netherlands, because of his excellent scientific work. With the arrival of the political upheavals of the latter part of the 18th century, he retired from public life to concentrate on science and writing. His interests were wide-ranging, and, in addition to geology, he wrote on agriculture and industry and was considered an authority on pictures, particularly the Dutch and Flemish schools.

The title-page slightly soiled and some occasional foxing in the margins, otherwise in good condition and wholly untrimmed. Binding rubbed.

Landwehr, Coloured plates 49; Nissen, ZBI 769; Schuh, Burtin-1; Ward 410.



PLANCHE, IV

Classic work on orchids, with 772 chromolithographed plates


5. **COGNIAUX, Célestin Alfred and Alphonse GOOSSENS.** Dictionnaire iconographique des orchidées.

Brussels, B. Vandievoet, 1896–1907. 64 instalments in 7 volumes. Oblong 8° (14 × 17.5 cm) and 8°. With 772 (of 825) chromolithographed plates after A Goossens. Contemporary black half morocco, title in gold on spines. € 4000

A nearly complete set of one of the rarest orchid iconographies, issued in a edition of 250 copies only. The illustrations were printed by Goffart after watercolours by Alphonse Goossens (1866–1944), one of the most prominent botanical artists of the period. The orchids are ordered according to genus and each plate is accompanied by a explanatory leaf, which sometimes includes small wood engraved illustrations of details of the flower.

Text leaves somewhat browned, a few plates slightly damaged around the margins. Front board of volume six detached. Otherwise in good condition.

BMC NH, p. 362; Junk 1909; Nissen, BBI Supp. 2236n.



TRAITÉ
DU HÊTRE

ET

DE SON AMÉNAGEMENT COMPARÉ A CELUI DU
CHÊNE ET DES ARBRES RÉSINEUX,

OUVRAGE DANS LEQUEL ON PRÉSENTE DES VUES SUR
L'ÉCONOMIE GÉNÉRALE DU SOL FORESTIER DE LA
FRANCE;

PAR M. DRALET,

Chevalier de l'Ordre royal de la Légion d'honneur, Conservateur
des Forêts du 12.^e arrondissement.

A TOULOUSE,

DE L'IMPRIMERIE DE J.-M.^{ou} DOULADOURE,
RUE SAINT-ROME, N.^o 41.

1824.

Beech trees and beech forests

7. **DRALET, Étienne-François.** *Traité du hêtre et de son aménagement comparé a celui du chêne et des arbres résineux, ouvrage dans lequel on présente des vues sur l'économie générale du sol forestier de la France.*

Toulouse, J.M. Douladoure; (back of half-title: Paris, Madame Huzard), 1824. 12°. Slightly later dark green half sheepskin. € 750

Very rare first edition of a treatise on the beech tree (*Fagus sylvatica*) by the French administrator and forester Étienne-François Dralet (1760–1844). It deals in particular with the beech in France, starting with its physical appearance (leaves, flowers, wood, etc.) and habitat. The second part deals mainly with the economic value of the tree, its wood and its beechnuts. It also includes an introduction to the management of a beech forest, with a chapter on beech forests in the north of France and another on forests in the south or up in the mountains. In 1801 Dralet was appointed as “curator” of the waters and forests of Toulouse, where he tried to restore to the state the forests that had fallen into private hands during the Revolution.


First and last few pages browned and a water stain in the lower outer corner of the last 6 pages. Otherwise in very good condition.

Bradley IV, p. 493; WorldCat (3 copies?).

First scientific study of the St. Pietersberg at Maastricht

8. FAUJAS DE SAINT-FOND, Barthélemy. *Natuurlijke historie van den St. Pieters Berg bij Maastricht. ... Uit het Fransch door J.D. Pasteur.*

Amsterdam, Johannes Allart, 1802. 8°. With an engraved title-page with a small illustration by D. Vrijdag, a folding engraved map and folding engraved plan of the St. Pietersberg, and numerous illustrations of minerals and fossils on 52 folding engraved plates. Contemporary half calf, gold-tooled spine. € 1600




First edition of the Dutch translation of a geological study of the St. Pietersberg near Maastricht, the Netherlands by Barthélemy Faujas de Saint-Fond (1741–1819), a French geologist and assistant of Buffon at the Museum of Natural History in Paris. When in the course of the French Revolution the Netherlands became part of France, Faujas de Saint-Fond came to explore the St. Pietersberg near Maastricht. He collected a mass of fossils, and published his natural history of the Sint Pietersberg, which represented the first scientific study about this now famous calcareous mountain. The work was richly illustrated with newly engraved plates showing the caves, fossils, and minerals. It became the favourite school book on the subject, especially in Limburg.

Slightly browned, with some occasional, mostly marginal, small spots and some of the margins slightly frayed. Binding worn along the extremities, with the marbled paper sides heavily scratched. Overall in good condition.

Bibl. Natura Artis Magistra 1542; Poggendorff I, col. 724.

Finely illustrated work on garden design and layout, first edition, with 46 engraved plates



9. [GUIOL]. Essai sur la composition et l'ornement des jardins; ou recueil de plans de jardins de ville et de campagne, de fabriques propres a leur décoration, et de machines pour élever les eaux. Ouvrage faisant suite à l'Almanach du bon jardinier.

Paris, Audot, 1818. 12°. With 46 engraved plates (including which 17 folding; numbered 1–44, plus 36 and 41 bis). Contemporary tree calf, gold-tooled spine and board edges. € 850

First edition of a finely illustrated work on garden design and layout. The first 78 pages contain the *Essai*, which refers often to the illustrations bound in at the end of the work. The author gives a general introduction on gardens and objects which can be used for adornment, such as bridges, all sorts of buildings, fountains, etc. This part is followed by a section with tables of edible plants, ornamental plants, low, medium and high trees, bushes etc. Guiol specifies for each species the preferable type of soil, whether it needs sun or shade, height, colour, flowering time, etc. With the general indications, the information of the tables and the examples of possible layouts, labyrinths, bridges, pavilions, temples, fountains and other possible garden constructions, the reader is equipped with sufficient knowledge to lay out a garden.

With the engraved armorial bookplate of Lucas de Lestanville, that is probably Frédéric Louis Lucas de Lestanville (1790–1860). Binding rubbed, with some damage near the lower part of the hinge of the back board, spine discoloured, but still firm and with the spine still attractive. Internally in very good condition.

Barbier II, col. 237; Ganay 186; Springer, Bibl. overzicht, pp. 79–80 (cf. p. 77).

Handbook on the cultivation of cacti

10. **HAAGE, Friedrich Adolph, jr.** Cacteen-Cultur oder Handbuch für Cacteenfreunde und Liebhaber von succulenten Pflanzen, sowohl für Gärtner als Laien.

Breslau, Schlesische Buchdruckerei, Kunst- und Verlags-Anstalt vormals S. Schottlaender, [1892]. 8°. With ca. 75 illustrations in text (3 full-page). Contemporary half cloth. € 225

First and only edition of a practical cactus handbook by the German botanist Friedrich Adolph Haage junior. The first half of the book gives a general description of cacti, giving information on their cultivation, the proper soil, watering, fertilizing, diseases, etc. The second half consists of a list of different cacti species, ordered by genus.

With a manuscript note in ink on page 88. Second leaf restored in the gutter, some occasional foxing. Overall in good condition.

Cat. Lindley Libr., p. 185; not in Stafleu & Cowan; Pritzel.



Pilocereus Dautwitzii.

P. columnae Trojani Karw. Mit aufwärts gerichteten haar-ähnlichen Stacheln à M. 10 bis 20.—

P. comatus Schw. (*P. jubatus*) Salm. à M. 5, 6, 8 bis 10.—

P. Consolei Lem. (*P. lanuginosus*) à M. 3, 6, 8, 10 bis 15.—


P. Curtisii Salm. Columbia à M. 3.—

P. Dautwitzii Haage jr. Bolivien. Die Haare überziehen die Pflanze spinne-
webenartig à M. 6, 8, 10, 15, 20 bis 25.—

P. euphorbioides Hort. (*Cereus euphorbioides*, *C. conicus*). Mexiko à M. 2, 4, 6, 8, 10 bis 15.—

P. flavicomus Salm. (*auratus* Labour) à M. 5, 6, 8 bis 10.—

P. floccosus Lab. Hort. berol. (*Cereus floccosus* Hort., *C. barbatus* Wendl. à M. 4, 6, 8 bis 10.—




Pilocereus Columnae Trojani.

Illustrated natural history textbook

II. HAARST, Willem van. Beschouwingen van het dierenrijk, voor jonge lieden, ter veredeling van verstand en hart.

Leeuwarden, Johannes Proost, [1828]. 3 parts in 1 volume. 8°. With a lithographed title-page with a small illustration by D. Sluijter after H.P. Oosterhuis, and 6 folding lithographed plates, each depicting several different species of mammals, birds, fishes, insects and snakes. Original publisher's purple cloth, gold-tooled spine and blind-tooled sides. € 500



Rare first edition of an illustrated natural history book for the youth, written by Willem van Haarst (1785–1853), a school teacher at Sneek, Friesland. It teaches about mammals, birds, fishes, insects and reptiles, of which most are shown in the illustrations. The preface states that the author wrote the book because his other school books on natural science were so well received.

Binding discoloured, otherwise in good condition.


Cat. Van Rijn 343; Saalmink, p. 767; WorldCat (3 copies).

Collection of Karsten's publications on mycology

12. KARSTEN, Petter Adolf and L. VOGELZANG (editor). Collected mycological papers.

Amsterdam, Asher, (1859–1909), 1973. 4 volumes. 17 × 24 cm. With 37 plates (including 26 coloured). Original publisher's green cloth. € 300

Facsimile collection of numerous publications on fungi by the Finnish mycologist Petter Adolf Karsten (1834–1917). Most of Karsten's articles were published in different periodicals or as smaller booklets, which sometimes makes them quite difficult to consult. Here they are all together in 4 volumes. Karsten's research was essential to the knowledge of the fungi of Finland, not in the least by his exsiccatae which are found in almost every botanical museum in Europe. In very good condition.



Horse and cattle breeding in Russia, with 23 photographs

13. **KUNNEN, N.P.** Voyage agricole en Russie pendant l'année 1885.

Luxemburg, J. Belfort, 1886. 8°. With 23 albumen prints, mounted on thick paper, with letterpress captions below, showing Russian cattle and horses awarded prizes in international competitions. Original publisher's gold- and blind-blocked red cloth. € 1200

Rare first and only edition of an account of a journey to Russia by a professor at the School for Agriculture in Ettelbruck in Luxembourg, with the purpose of studying farming and horse and cattle breeding in Russia. The book treats all aspects of Russian rural life, including the social and economic position of Russian farmers, the climate, soil, the buildings, the manner of cultivation, the various products of the soil, forestry, apiculture, the breeding of farm-horses and cattle, etc. Most of the photographs show Russian farm-horses and prize-cattle. The author also discusses the Agricultural Museums at Petersburg and Berlin, and tells about the founding of an Agricultural Museum near his own school at Ettelbruck.

With a presentation inscription on half-title: "A Madame Sophie de Bilderling | Hommage respectueux de l'auteur | Kunnen". Spine damaged, hinges weak and fly leaves detached. Slightly browned throughout, but text and photos otherwise in good condition.

KVK/WorldCat (6 copies); not in Cat. Russica.



PROGRÈS.

Taureau HOLLANDAIS, pie noir; âgé de 11 mois; poids vif 388 kg. — Son père
«PRINTZ» acheté en 1883 à l'exposition de Hambourg; médaille d'or en 1885. Sa mère
«WIRSILKA.»

Etable de la Ferme des Apanages, le 25 août 1885.

From 'THE IBIS' for JANUARY 1875.

CRUISE OF THE 'ZARA,' R. Y. S.,

IN

THE MEDITERRANEAN.

BY

LORD LILFORD. *K.*

It is so long since I have written any thing for this Journal, that I fear that many Members of the B.O.U., more especially those lately elected, may consider that the President is a myth, who never appears at the Annual Meetings, and merely exists as a sort of conventional fiction. I resume the pen, then, partly to assure such Ibises that I have a real existence, and, though latterly prevented by illness from attending the Annual Meetings of our Society, that my interest in the said Society is in no way diminished, and my ardour for ornithology very much augmented. I hope I may be forgiven for saying this much entirely about myself; but I really feel that, before recording the few following facts, some kind of introduction is becoming, although not strictly necessary, on my part. Since I last wrote in this Journal, I have visited Spain, the country of my predilection, three times; but although, on two of these occasions, I had fair ornithological success in Andalucia, that district has been so much more thoroughly explored by my friend Colonel Irby, to whose

*Birds of the Mediterranean,
Lilford's own interleaved copy*

14. LILFORD, Lord. Cruise of the Zara, R.Y.S., in the Mediterranean.

[London], 1875. 8°. Textured brown cloth, title in gold on spine.

€ 295

Separately published edition of an article on the ornithological observations by the British ornithologist Lord Thomas Powys Lilford (1833–1896), made during a cruise in the Mediterranean region, especially the coasts of Italy. Lilford describes his journey, describing both the rare and the common species of birds he sees in different places, for example: "In the market at Naples I saw the following species of birds- common jay, chaffinch, serin finch, goldfinch, Italian sparrow, stonechat, skylark ..." (p. 11) and many more. Occasionally he catches some birds for specimens. Lilford also visited important museums and universities, commenting on their bird collections. The present is Lilford's own copy, interleaved with blue lined paper for comments and with Lilford's crowned L in gold on the spine.

Spine discoloured, endpapers browned. Otherwise in very good condition.

cf. Mullens and Swann, Bibliography of British ornithology, pp. 352–355; not in Ayer.

*With colour-printed frontispiece cactus,
mostly white on blue*

15. MITTLER, Ludwig. Taschenbuch für Cactusliebhaber. Auf neue Erfahrungen gestützte Kultur und Uebersicht der im teutschen Handel vorkommenden Cactuspflanzen.

Leipzig, Ludwig Schreck, (colophon: printed by Friedrich Andrä), 1841. Small 4° or imperial 16° (17.5 × 13 cm). With colour-printed frontispiece. Plain beige boards. € 2250

Rare first edition of an unusual little cactus book, the first half devoted to taxonomy and the second to cultivation. The paper of the frontispiece has a bright blue surface coating with an extremely hairy cactus (*Pilocereus senilis*) overprinted in white, brown and green (the hair and the name at the foot in white), giving the impression of a painting. Parts seem indeed to have been hand painted. Although the book stands alone complete, with no evidence that a continuation was intended, it later appeared as two volumes, 1841–1844, the first apparently a re-issue of the original single volume. The reference works record copies both alone and with volume 2. The present volume was reprinted alone in 1995. Good copy. Slightly browned. An uncommon little cactus book with a remarkable colour-printed frontispiece illustration.

BMC NH, p. 1324; Dochnahl, p. 106; KVK (5 copies); WorldCat (4 copies); not in Nissen, BBI; Stafleu & Cowan.



Illustrated study of Fetal deaths by a pioneering veterinarian

16. NUMAN, Alexander. Waarnemingen omtrent het langdurig verblijf boven den gewonen dragttijd van gestorvene jongen bij de moederdieren.

Amsterdam, C.G. Sulpke, 1831. Large 4° (28 × 22.5 cm). With 6 engraved anatomical plates (4 folding, 2 coloured and 2 partly coloured). Also published in the proceedings of the Instituut van Wetenschappen. Contemporary stiff grey-paper wrappers. € 475



Rare separate issue of Numan's study of pregnant horses, sheep and especially cows that fail to give birth after the normal gestation period, either as a result of or causing the death of the fetus. He also discusses the dangers to the mother. The illustrations show calf and lamb fetuses taken from slaughtered animals or naturally aborted, as well as the uterus and kidneys of a sheep with a long dead lamb fetus. The illustrations are very finely engraved, most with a note indicating the scale, by Daniel Veelwaard, probably the elder (1776–1851), and the whole luxuriously produced on excellent paper (the plates on wove paper by Jan Kool & Co.) with generous margins.

The present essay appeared both in the *Nieuwe Verhandelingen der eerste klasse van het Koninklijk-Nederlandse Instituut van Wetenschappen*, vol. 3 (1831), pp. 27–71, and in the present much rarer separate publication, where only the plates refer to the journal. It appears to have been overlooked in the medical and zoological literature.

In fine condition and virtually untrimmed. The wrappers are slightly damaged at the spine, but still very good. A beautiful copy of a rare and well-illustrated essay by a pioneering veterinary researcher.

KVK & WorldCat (3 separately listed copies apparently taken from the proceedings); not in BMC NH; Cole Library; Landwehr, Cooured Plates; Nissen, ZBI.

Ichthyology of western China

18. PRZEWALSKI, Nicolai Michailovich. Wissenschaftliche Resultate der von N.M. Przewalski nach Central-Asien unternommenen Reisen auf Kosten einer von seiner Kaiserlichen Hoheit dem Grossfürsten Thronfolger Nikolai Alexandrowitsch gespendeten Summe herausgegeben von der Kaiserlichen Akademie der Wissenschaften. Zoologischer Theil. Band III, Abth. 2. Fische. Bearbeitet von S. Herzenstein. Lieferung 1[-3].

St. Petersburg, for the Royal Academie of Science, 1888-1891. 3 parts in 1 volume. 2°. With 3 title-pages, recto printed in cyrillic, verso in German, and 25 lithographed plates by R. and I. (or J.) Koch, and several illustrations in text. Later cloth. € 1950

First and only edition of Nikolai Michailovich Przewalski's (1839-1888) work on the comparatively small fish fauna of Western China, ca. 190 species. The work was published and edited by Salomon Markovich Herzenstein (ca. 1854-1894). This copy is from the collection of the well-known ichthyologist George Sprague Myers (1905-1985).

Library stamps and several manuscript notes. Very good copy, the titles reinforced on the reverse with paper, sometimes repaired with tape, a few inner margins reinforced.



*The most important and best illustrated work on Dutch lepidoptera,
with 600 hand-coloured plates*



19. SEPP, Jan Christiaan. Beschouwing der wonderen Gods, in de minstgeachte schepzelen. Of Nederlandsche insecten, . . .

Amsterdam, Jan Christiaan Sepp & son, 1762–1860. 8 volumes. 4°. With 8 engraved and lithographed frontispieces, and 400 hand-coloured engraved and lithographed plates, the plates and frontispieces hand-coloured as published. Volumes 1–6: contemporary half calf, gold-tooled spine. Volumes 7–8: half black cloth (ca. 1900).

With: (2) **SNELLEN VAN VOLLENHOVEN, Samuel Constant, and others.** Beschrijvingen en afbeeldingen van Nederlandsche vlinders, . . .

Amsterdam, Jan Christiaan Sepp & son (vol. 1), Martinus Nijhoff (vols. 2–4), 1860–1900. 4 volumes. 4°. With 200 hand-coloured lithographed plates. Half black cloth (ca. 1900), uniform with volumes 7–8 of the Sepp. € 18 000

One of the finest and best-illustrated works on butterflies and moths ever published, here together with the continuation by Snellen van Vollenhoven. Work on the publication probably began around 1728 and stopped only two hundred years later, when the author of the third series died in 1928, leaving his work unfinished: A. Brants, *Nederlandsche vlinders beschreven en afgebeeld* (The Hague, 1905–1928). He published only ten parts of the first volume of the third series, not included in the present set. That unfinished third series contained only 10 plates, while the present two series together contain 600 plates plus the 8 frontispieces where butterflies, moths, larvae and pupae on plants form a lovely frame around the title. Most plates show a single species of butterfly or moth in flight and on a plant, along with the larva and pupa, and many add the egg and further figures with anatomical details. “The most important work on Dutch *lepidoptera*” (Landwehr).

Some annotations and inserted notes. With occasional spotting, but otherwise in very good condition and largely untrimmed, preserving most deckles and with some bolts unopened. Bindings rubbed, some spines damaged. A celebrated and beautifully illustrated lepidopterological classic.

Horn & Schenkling 20145; Landwehr, Coloured plates 182 & 202; Nissen, ZBI 3808 & 3808a.

SPECIMEN DE COULEURS

obtenues

DE LA CANNE A SUCRE DE LA CHINE

(dite Sorgho à Sucre.)

PAR LE DOCTEUR A. SICARD.

Brevet d'invention S.G.D.G.



Rare work on the cultivation and application of the sugarcane of China

20. SICARD, Adrien. Monographie de la canne a sucre de la Chine dite sorgho a sucre.

Marseille, Arnaud et compagnie, 1856. 8°. With a hand-coloured plate entitled "Specimen de couleurs obtenues de la canne a sucre de la Chine (dite Sorgho à Sucre)", showing 21 colours that can be extracted from the sugarcane. Original publisher's printed paper wrappers. € 1250

First(?) edition of a work on the cultivation and applications of the Chinese sugarcane, here often called *sorgho*, written by Adrien Sicard (b. 1816), an agronomist and doctor from Marseille. Sicard, who tried to acclimatize the cane in France, deals with the cultivation, growth, ripening, structure and composition of the sugarcane, commenting on the extraction of juice from the cane, the cane's commercial value (the production of sugar, alcohol, wine, rum, vinegar), the study of its seed and more. Included at the end is a hand-coloured plate, depicting 21 colours that can be produced from the Chinese sugarcane. With the ex-libris of Napoleon III, engraved by Emile Lesache, bound in. Some occasional minor stains, hand-coloured plate somewhat browned. Overall in good condition.

Cordier, Sinica, 1505.

From a series of “the finest engravings of flowers ever made” by the teacher of Redouté

21. SPAENDONCK, Gerard van. Mufle de veau. *Antirrhinum majus*. L. [From: *Fleurs dessinées d'après nature,...* Recueil utile aux amateurs, aux jeunes artistes, aux élèves des écoles centrales et aux dessinateurs des manufactures].

[Paris, 1799–1801]. Stipple engraving on unwatermarked wove paper (54.5 × 36.5 cm), printed in colour à la poupée and finished by hand, of a *Antirrhinum majus* showing a branched stem with flowers in various stages, signed “P.F. Le Grand sculp.” In passepartout. € 2750

Magnificent illustration of a *Antirrhinum majus*, commonly known as snapdragon, printed in colour and delicately finished by hand. This colourful flowering plant is native to the Mediterranean region and the Arabian Peninsula. It is originally part of a series of flower prints by Gerard van Spaendonck, the only engraved work published during his lifetime, “entitled *Fleurs dessinées d'après Nature*, which contains twenty-four magnificent drawings, brilliantly interpreted in stipple by P.F. Le Grand and other engravers. These are probably the finest engravings of flowers ever made” (Blunt) and “they are among the most breath-taking series of plates in the [Hunt] library” (Hunt). The series was originally published in 6 parts with 4 plates and available printed in black, printed in colour, or (as in the present case) printed in colour and finished by hand.

Gerard van Spaendonck (1746–1822) was a proponent of the Dutch school of floral painting. He singlehandedly transformed the genre of flower painting in France, where he managed to unite the realism of the Dutch school with the suave elegance of the French school. In 1780 he became Professeur de Peinture de Fleurs at the Jardin des Plantes. Among his many pupils was Pierre Joseph Redouté.

A few minor spots, some faint thumbing and a couple minor restorations to the lower margin, otherwise in very good condition.

Van Boven & Segal, Gerard & Cornelis van Spaendonck, pp. 178–184, no. 22a; for the series: Blunt, pp. 175–176; DHunt 673 note; cf. An Oak Spring flora 58, 92 etc.



HORTUS
REGIUS PANHORMITANUS

ÆRÆ VULGARIS ANNO MDCCLXXX.

NOVITER EXTRUCTUS

Septoque ex indigenis, exoticisque plurimas
complectens plantas

ACCURANTE

P. F. BERNARDINO AB UCRIA

S. FRANCISCI RR. O.

Provincia Vallis Mazariensis, & in Regia Studiorum
Academia juxta Linnæi systema earundem
plantarum Demonstratore.



PANORMI MDCCLXXXIX.

TIPIS REGIIS.

Plants of the botanical garden in Palermo

22. UCRIA, Bernardino ab. Hortus regius Panhormitanus aeræ vulgaris anno MDCCLXXX. Noviter extructus[.] Septoque ex indigenis, exoticisque plurimas complectens plantas.

Palermo, Tipis Regiis, 1789. 4°. With a small engraved illustration on title-page. Contemporary sheepskin parchment, gold-tooled spine. € 2750

Very rare first edition of a description of the plants in the botanical garden in Palermo by Bernardino da Ucria (1739–1796), a Franciscan friar and botanist whose secular name was Michelangelo Aurifici. The work opens with a survey of Linnaeus's 24 classes and botanical terminology, followed by a description of the numerous species in the botanical garden according to its class, often referring to Linnaeus's description, and sometimes noting where the species can be observed in nature in Sicily. Da Ucria also comments on the pharmacological applications of the plants. The work concludes with four indices: Latin plant names, medicinal powers of the plants described, illnesses and the plants used to treat them, and Sicilian plant names. In very good condition, a few leaves somewhat browned.

Arnold Arboretum, p. 705; *BMC NH*, p. 2159; *Pritzel* 9594; *Stafleu & Cowan* 15417; *WorldCat* (2 copies).

12 views of the gardens at Beloeil, "the principal example in Belgium of the classical French style"

23. VASSE, Jacques-Abraham-Antoine. Souvenir de Beloeil, dédié à son Altesse Sérénissime la Princesse de Ligne, née Princesse Lubomirska. Brussels, Deltombe, 1853. Oblong 1° (35 × 51.5 cm). With 12 double-tinted lithographed plates (each measuring ca. 24 × 32 cm), by Van der Heecht, Gerlier, Gratry after drawings by Antoine Vasse (II) and Van der Heecht (I) and printed by J. Lots, with captions underneath, with tissue guards. Contemporary brown half sheepskin, cloth sides with gold-title on front board. € 3000



LE PARC RÉSERVÉ.
ET LE MAISONNEMENT DE LA PRINCESSE DE LIGNE.

Very rare first and only edition of an attractive suite of lithographs, limited to 150 copies, of the gardens at Beloeil, "the principal example in Belgium of the classical French style". "It was not until the mid-18th century, at Beloeil, that the French classical garden finally gained a firm hold in the Belgian provinces ... the present gardens are the result of rearrangement made for the most part in the mid-18th century under Prince Claude-Lamoral II de Ligne, assisted principally by the French architect Jean-Baptiste Bergé..." (Oxford companion to gardens).

The suite is preceded by letterpress text, including a dedicational poem to the Princess de Ligne whose husband, Prince Eugène had commissioned the most recent additions to the gardens which included an orangery and rustic temple. This poem is followed by three parts, respectively describing the estate, the history of the grounds and castle and a brief history of the family.

Some minor stains on the first two pages and a few minor spots throughout, otherwise in very good condition. Binding rubbed along the extremities and spine damaged.

De Ganay 249; Oxford companion to gardens, pp. 47–52; WorldCat (3 copies).



Beautiful watercolour drawing of a passion flower

24. VINNE, Jan Jansz. van der. [Passiflora caerulea or blue passion flower]. [Lekzigt, near Dordrecht?], [ca. 1780?]. 2°. (43 × 27.5 cm). Watercolour drawing on laid paper, signed on the back by the artist, “J. van der Vinne Jzn.”. Attached by the top corners to a (19th-century?) wove millboard mount kept in a modern passe-partout. € 16 500

A beautiful, large watercolour drawing of a blue passion flower (*Passiflora caerulea*, image 42 × 27 cm), by the Haarlem painter Jan Jansz. van der Vinne (1734–1805), showing a vine with two flowers fully opened and another closed, as well as numerous leaves, buds and runners. The passion flower is indigenous to South America, but became a popular ornamental plant in Europe due to its exotic and spectacular appearance. Jan Jansz. van der Vinne no doubt learned to paint from his father Jan van der Vinne (1699–1753), a member of the Haarlem painters’ guild best known for his flower and landscape drawings. Before Jan Jansz.’s botanical drawings came to light he was best known for his landscape drawings and etchings, but it now appears that his flower drawings were his most important work.

In fine condition. A beautiful botanical watercolour, showing the spectacular passion flower.

Hans van Leeuwen Collection II: 18th and early 19th century Dutch and Flemish master drawings, Amsterdam, Christie’s, 24 November 1992, lot 430; for the Van der Vinne family: Scheen, p. 551.

More books, maps, photographs, manuscripts and prints related to natural history available at our websites:

www.forumrarebooks.com/category/natural_history.html

www.asherbooks.com/category/natural_history.html

Natural History

- Natural History
- Birds / Ornithology
- Botany & Horticulture
- Colour Plate Books
- Fishes / Ichthyology
- Fossils / Palaeontology
- Herbals & Medical Plants
- Insects & Spiders
- Mammals

Comprehensive 12th century Arabic treatise on agriculture


ABU ZAKARIYA ibn al-AWWAM.
 Libro de agricultura. ... Tomo I[-II].
Including
BROECK, Victor van den. Catecismo de agricultura.
VILLF, Georges. Abonos quimicos conferencias agricolas
 Seville, Biblioteca Cientifico Literaria; Madrid, Victoriano Suarez (colophon: printed by Salvador Acuña y
 Comp., Seville), 1878. 2 volumes. Imperial 16mo (18 x 11.5 cm). Later half turquoise sheepskin. [Full description](#)
 € 1,750

Natural History

- Natural History
- Birds / Ornithology
- Botany & Horticulture
- Colour Plate Books
- Fishes / Ichthyology
- Fossils / Palaeontology
- Herbals & Medical Plants
- Insects & Spiders
- Mammals

Comprehensive 12th century Arabic treatise on agriculture

ABU ZAKARIYA ibn al-AWWAM.
 Libro de agricultura. ... Tomo I[-II].
Including
BROECK, Victor van den. Catecismo de agricultura.
VILLF, Georges. Abonos quimicos conferencias agricolas
 Seville, Biblioteca Cientifico Literaria; Madrid, Victoriano Suarez (colophon: printed by Salvador Acuña y
 Comp., Seville), 1878. 2 volumes. Imperial 16mo (18 x 11.5 cm). Later half turquoise sheepskin. [Full description](#)
 € 1,750




Emblem & Fable Books II


*Previously published
and available for download
Hard copies free on request at:
info@forumrarebooks.com
info@asherbooks.com*




Medicine & Pharmacy II




Africa



Mutiny, Piracy & Shipwrecks



Botany & Horticulture III



Natural History II