


ASHER Rare Books

Since 1830

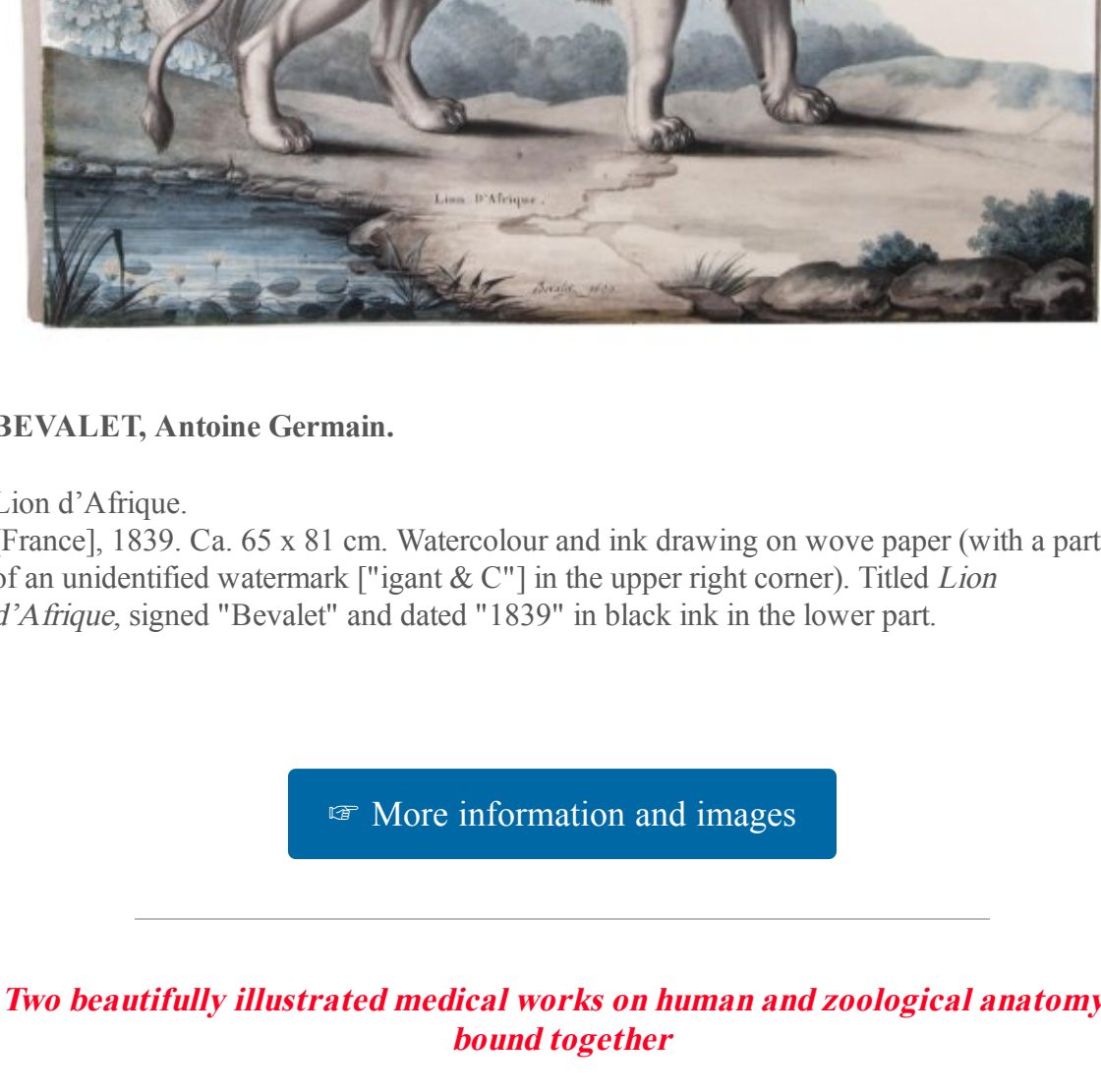


Today's quote: "You never appreciate what you have till it's gone. Toilet paper is a good example!"

Why this nonsense, just to attract your attention to our:

Special List: 2024 Zoology II

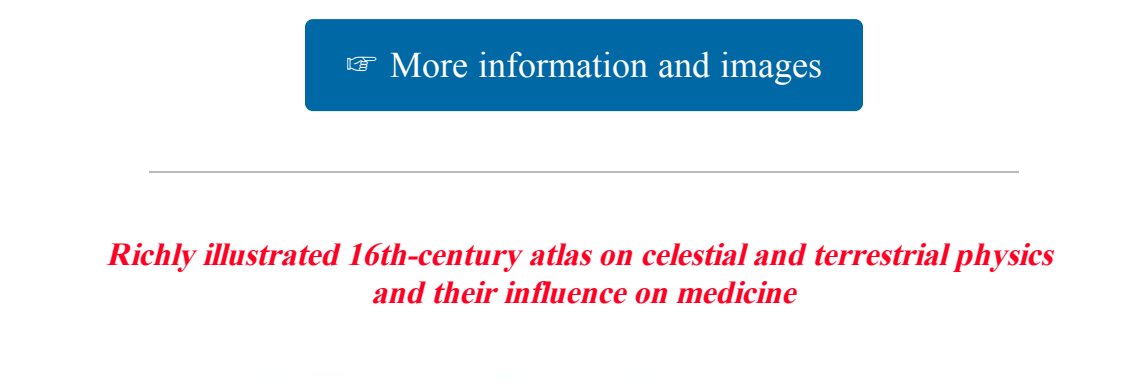
Beautifully illustrated astronomy and more by "the most important Italian thinker of his times"



BEVALET, Antoine Germain.
Lion d'Afrique.
[France], 1839. Ca. 65 x 81 cm. Watercolour and ink drawing on wove paper (with a part of an unidentified watermark ["igant & C"] in the upper right corner). Titled *Lion d'Afrique*, signed "Bevalet" and dated "1839" in black ink in the lower left.

[More information and images](#)

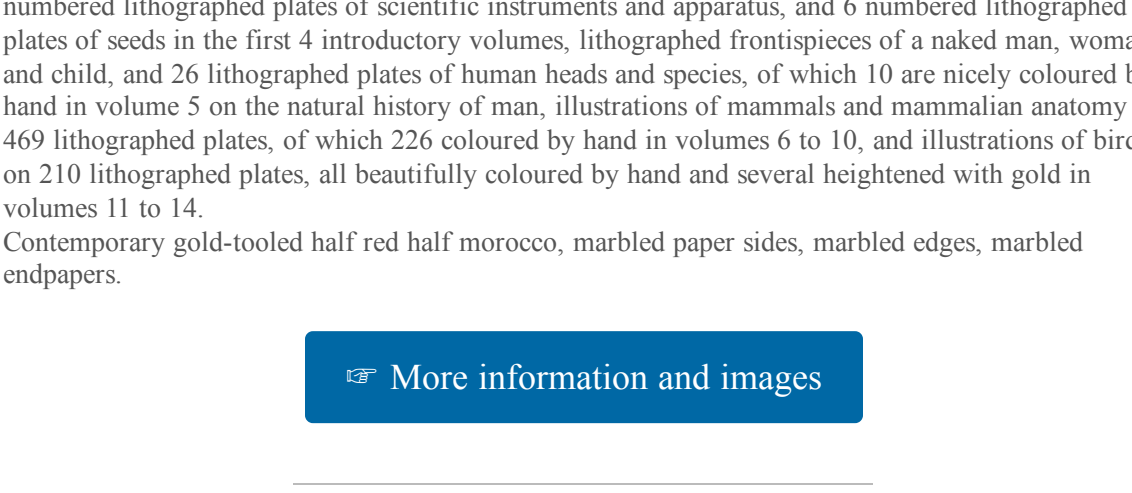
Two beautifully illustrated medical works on human and zoological anatomy, bound together



BLASHUS, Gerardus.
Observata anatomica in homine, simia, equo, vitulo, ovc, testudine, echino, glire, serpente, ardel, variisque animalibus aliis.
Leiden & Amsterdam, Graaßbeck, 1674. With an engraved title-page by Appelmann and 13 full-page engraved plates with anatomical illustrations.
With: (2) **BLASHUS, Gerardus.** Zootomia seu anatomies variorum animalium.
Amsterdam, Abraham Wolfgang, 1676. 8vo. With an engraved title-page, 18 numbered and 6 unnumbered engraved plates (6 of the latter folding), containing many illustrations (the folding plates are often divided and mounted on separately inserted leaves, but they appear here in their original state as whole sheets).
Contemporary mottled calf, gold-tooled spine with title in gold, marbled endpapers, red sprinkled edges.

[More information and images](#)

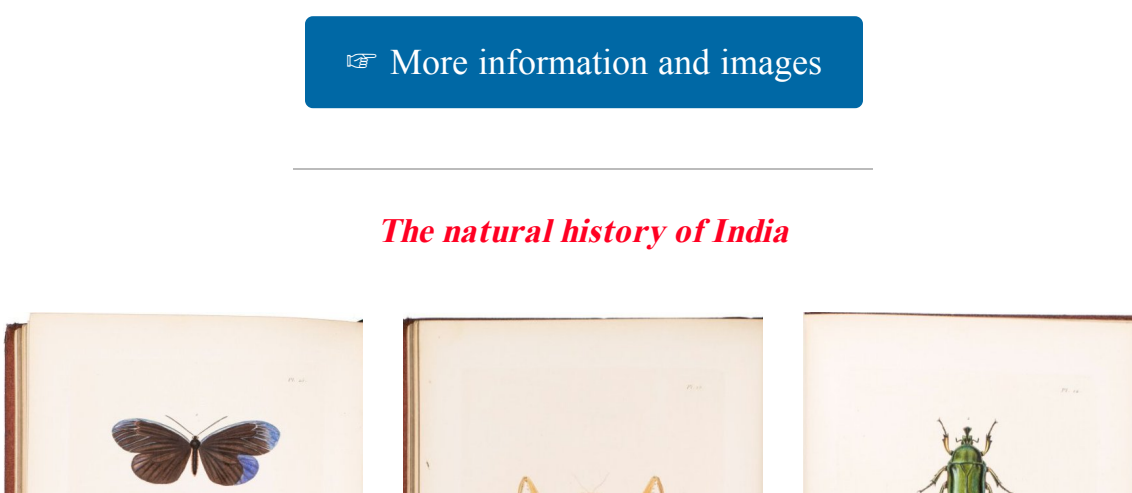
Richly illustrated 16th-century atlas on celestial and terrestrial physics and their influence on medicine



BUFFON, Georges Louis Leclerc, Comte de.
Oeuvres complètes de Buffon, suivies de ses continuateurs Daubenton, Lacepède, Cuvier, Duméril, Poiret, Levaux et Geoffroy-St-Hilaire.
Brussels, Th. Lejeune, 1828-1830. 14 volumes. Large 8vo (24 x 16 cm). With lithographed frontispiece portrait of the author, lithographed portrait of Daubenton, 2 lithographed emblematic frontispieces, 2 lithographed double-page maps, 6 numbered lithographed plates (each with 16 numbered lithographed plates of scientific instruments and apparatus, and 6 numbered lithographed plates of seeds in the first 4 introductory volumes, lithographed frontispieces of a naked man, woman and child, and 26 lithographed plates of human heads and species, of which 19 are nicely coloured by hand in volume 5 on the natural history of man, illustrations of mammals and mammalian anatomy on 469 lithographed plates, of which 226 coloured by hand in volumes 6 to 10, and illustrations of birds on 210 lithographed plates, all beautifully coloured by hand and several brightened with gold in volumes 11 to 14.
Contemporary gold-tooled half red half morocco, marbled paper sides, marbled edges, marbled endpapers.

[More information and images](#)

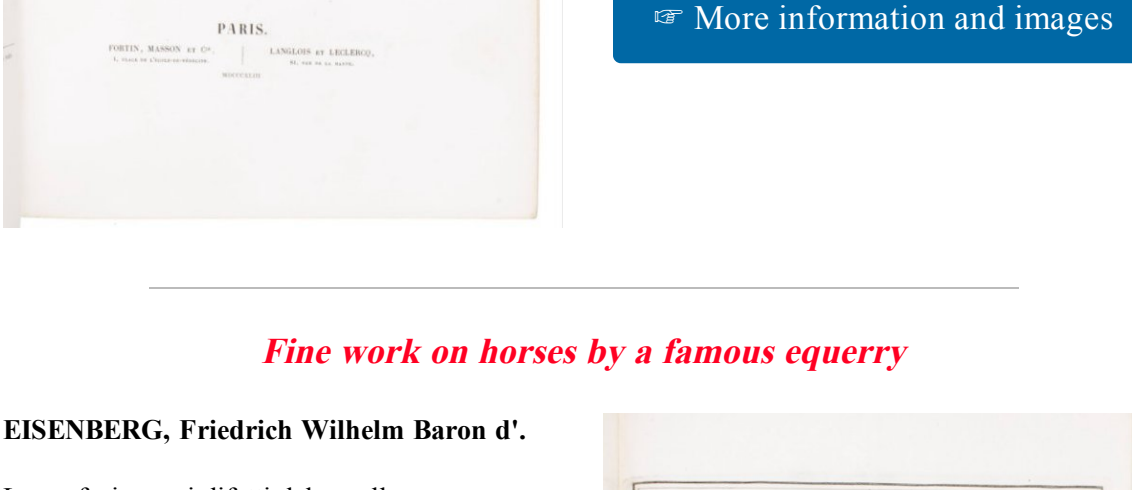
A scarce Arabic bestiary



DAMIRI, Muhammad ibn Musa al.
Kitab Hayat al-Hayawan [= Book of the life of animals].
Meknes, Morocco, 1267 AH [= 1851 CE]. 4to (19 x 23 cm). Arabic manuscript on paper, brown maghribi script in two hands with important words and phrases in red and blue. With an illuminated headpiece of frontispiece, the text in red, blue, green, and gold. Contemporary gold-tooled red leather with a fore-edge flap.

[More information and images](#)

The natural history of India



DELESSERT, Adolphe.
Souvenirs d'un voyage dans l'Inde exécuté de 1834 à 1839.
Paris, Bérume et Plon for Fortin, Masson et Cie & Langlès et Leclercq, 1843. 2 parts in 1 volume. 4to. With 8 lithographed plates of landscapes and cities in India by V. Dollé, 27 engraved plates of mammals, birds, and insects, in the second part after the designs by J.G. Prêtre, Delabaye, and Vaillant, including 24 beautifully coloured by hand by the famous "coloriste" Gérard, and 1 large folding map of Europe, Africa, and Asia, indicating in red the route of Delessert's journey. Contemporary gold-tooled half red morocco.

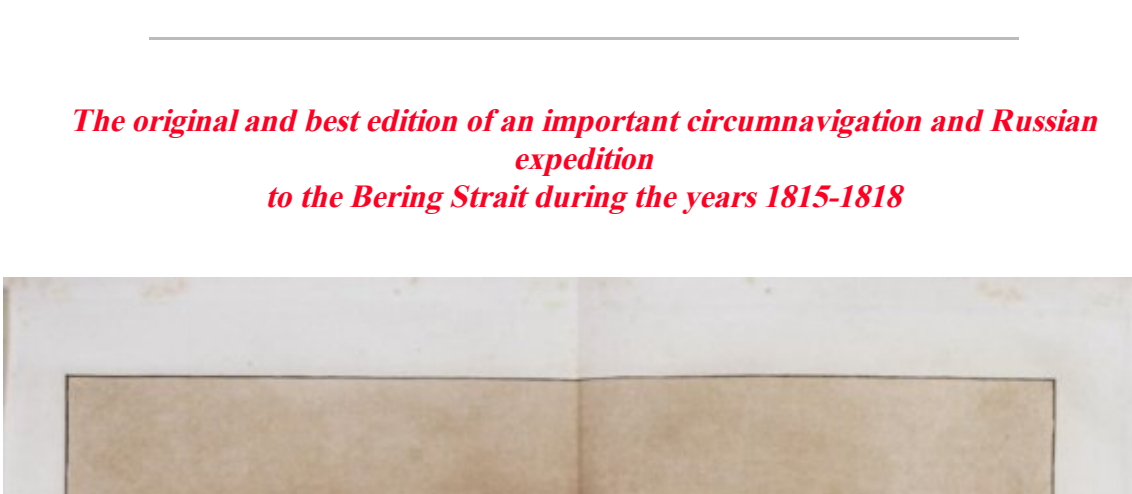
[More information and images](#)

Fine work on horses by a famous equerry

EISENBERG, Friedrich Wilhelm Baron d'.
La perfezione e i difetti del cavallo.
Florence, Giuseppe Algrini for the Stamperia Imperiale, 1753. Folio. With an engraved title-page (with a variant of the title in French), a woodcut vignette on the title-page, the typographical title-page is printed in red and black, 22 full-page engraved plates, showing horses in several positions in 119 figures, and 1 folding engraved plate depicting a horse in full. Contemporary vellum, with the title lettered in gold within a small gold-tooled frame on the spine, blue edges.

[More information and images](#)

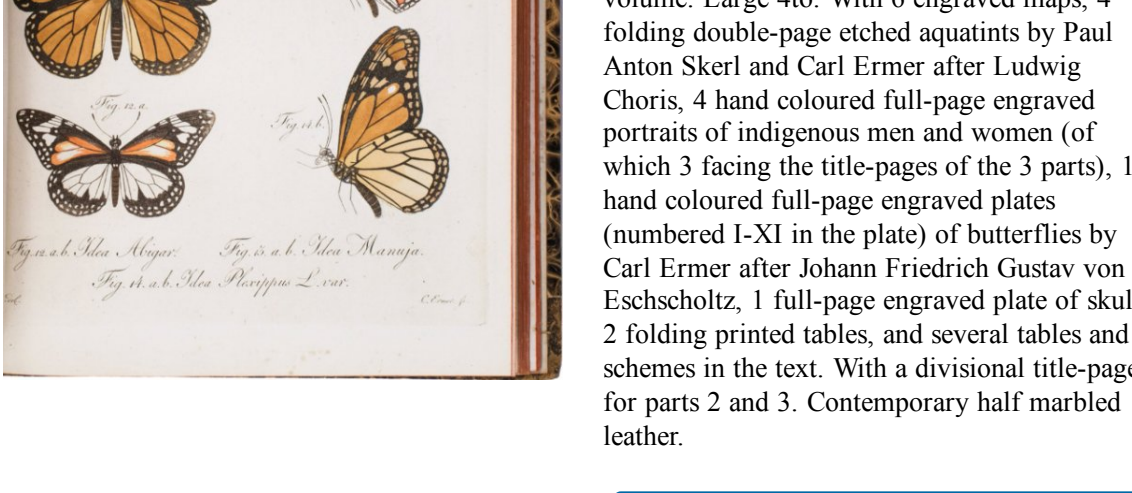
Extremely rare hand-coloured copy of the first and only Dutch edition of Jonston's famous zoological encyclopaedia



JONSTON, Johannes (Matthias GRAUS, translator).
Naukeurige beschryving van de natuur der vier-voetige dieren, visen en bloedloze water-dieren, vogelen, kroonkeld-dieren, slangen en draken.
Amsterdam, Jan Jacobsz. Schipper, 1660. 6 parts (issued as 4) in 1 volume. Folio. With a general letterpress title-page without imprint, 2 letterpress part-titles without imprint, 4 hand-coloured engraved part-titles and with 250 expertly engraved plates, 249 coloured by a contemporary hand. Further with woodcut decorated initials, coloured by hand with the letters themselves in gold. 18th-century(?) blind-tooled vellum.

[More information and images](#)

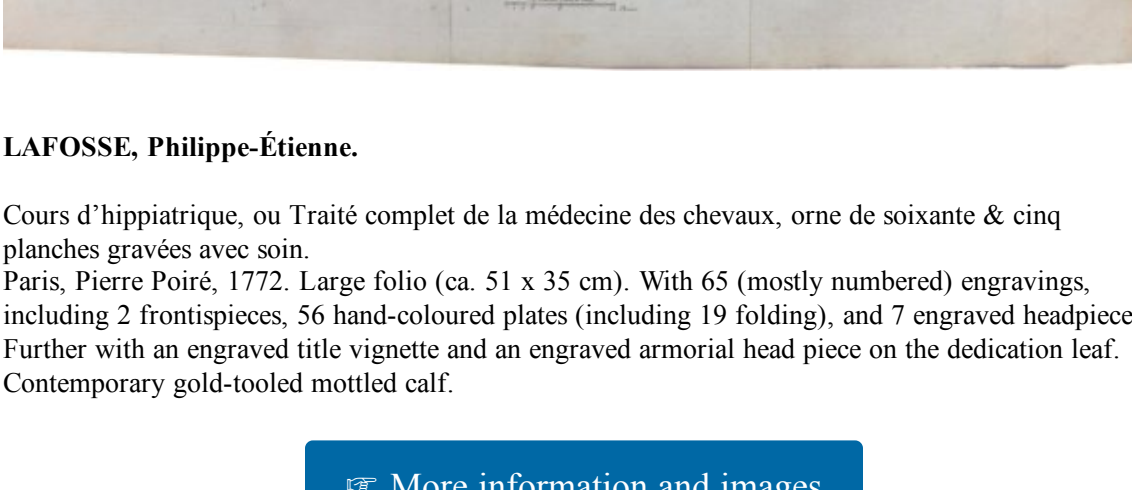
The original and best edition of an important circumnavigation and Russian expedition to the Bering Strait during the years 1815-1818



KOTZEBUE, Otto von.
Entdeckungs-Reise in die Süd-See und nach der Berings-Straße zur Erforschung einer nordöstlichen Durchfahrt. Unternehmungen in den Jahren 1815, 1816, 1817 und 1818, auf Kosten Sr. Erlaucht des Heren Reichskanzlers Grafen Rumannoff auf dem Schiffe Rurick unter dem Befehle des Lieutenant der Russisch-Kaiserlichen Marine Otto von Kotzebue.
Weimar, Hoffmann Brothers, 1821. 3 parts in 1 volume. Large 4to. With 6 engraved maps, 4 folding double-page etched aquatints by Paul Anton Sirel and Carl Ermer after Ludwig Choris, 4 hand coloured full-page engraved portraits of indigenous men and women (of which 3 facing the title-pages of the 3 parts), 11 hand coloured full-page engraved plates (numbered I-XI in the plate) of butterflies by Carl Ermer after Johann Friedrich Gatzert von Eschscholtz, 1 full-page engraved plate of skulls, 2 folding printed tables, and several tables and schemes in the text. With a divisional title-page for parts 2 and 3. Contemporary half marbled leather.

[More information and images](#)

Horse anatomy in contemporary colour



LAFOSSE, Philippe-Etienne.
Cours d'hippiatrique, ou Traité complet de la médecine des chevaux, orné de soixante & cinq planches gravées avec soin.
Paris, Pierre Poiré, 1772. Large folio (ca. 51 x 35 cm). With 65 (mostly numbered) engravings, including 2 frontispieces, 56 hand-coloured plates (including 19 folding), and 7 engraved headpieces. Further with an engraved title vignette and an engraved armorial head piece on the dedication leaf. Contemporary gold-tooled mottled calf.

[More information and images](#)

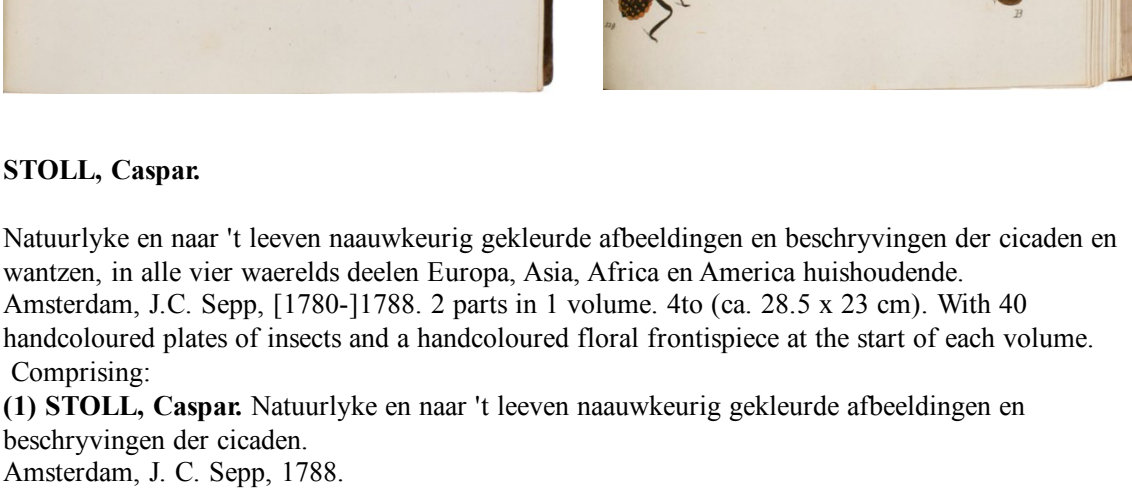


Very rare catalogue of mollusc specimens, classifying them more than a decade before LINNAEUS

SCALLI, Pietro Paolo.
Catalogus omnium animalium testaceorum.
(Colophon) Geneva, ex typographia Haer. Cramer & Fratrum Philibert, 1746. 4to. With a headpiece made up of typographical ornaments on the first page. Later brown paper wrappers, with the manuscript title and author on the front wrapper in a semi-opaque protective coand paper dust jacket.

[More information and images](#)

The first scientific work on Hemiptera, with 70 hand-coloured, detailed plates of insects




STOLL, Caspar.
Naturlycke en naar 't leeven nauwkeurig gekleurde afbeeldingen en beschryvingen der cicaden en wanten, in alle vier waerdedeelen Europa, Asia, Africa en America busbosdoelde.
Amsterdam, J.C. Sepp, [1780-]1788. 2 parts in 1 volume. 4to (ca. 28.5 x 23 cm). With 40 handcoloured plates of insects and a handcoloured floral frontispiece at the start of each volume.
Comprising:
(1) **STOLL, Caspar.** Naturlycke en naar 't leeven nauwkeurig gekleurde afbeeldingen en beschryvingen der cicaden.
Amsterdam, J. C. Sepp, 1788.
(2) **STOLL, Caspar.** Naturlycke en naar 't leeven nauwkeurig gekleurde afbeeldingen en beschryvingen der wanten.
Amsterdam, J. C. Sepp, 1788. Contemporary gold-tooled brown calf.

[More information and images](#)

More on Zoology

Recent Catalogues



[All Catalogues](#)